

The Phonovisual Method

ORGANIZED PHONICS

The Phonovisual Method offers a quick, easy, and fun way to teach all initial and final consonant sounds, and the vowel sounds. Using two charts (the CONSONANT CHART and the VOWEL CHART) clearly establishes the relationship between the letter symbol and its sound. The Phonovisual Method is a shortcut to teaching consonant blends.

TAUGHT AS A SEPARATE SUBJECT

The Phonovisual Method eliminates grouping concerns, and is taught to the whole class for an average of 15-30 minutes per day. Students develop critical listening skills, and use the instruction for reading (decoding) or spelling/writing (encoding). These skills are reinforced and applied throughout the day during reading, language arts, and spelling periods!

UNIVERSAL

All learners, at all levels, benefit from Phonovisual instruction. Early readers strengthen spelling and writing abilities. Students with learning disabilities benefit from the multi-sensory approach. Remedial students master a basic step in beginning reading. For ESL students, the Phonovisual Method emphasizes hearing and correctly producing the sounds of the English language as students associate the letter with the sound.

MULTI-PURPOSE

READING - Students read with confidence as they quickly acquire tools for word attack skills; beginning readers learn to effortlessly associate sound elements with specific parts of words. Students learn to decode unfamiliar words with ease!

WRITING - Students become independent writers! Writing with confidence frees their creative energies. Students don't have to ask for spelling help when writing, so Phonovisual helps creative minds put their thoughts on paper with ease and success, without interruptions.

SPELLING - Students spell correctly, because what is heard correctly is spelled correctly. Plus, there is no rote learning of phonetic words!

SPEECH - The training provided by the Phonovisual Method automatically corrects many defective speech sounds. Learners develop a keen ear for detecting even slight variations in syllables, vowel sounds, and word endings, enabling them to reproduce the sounds correctly.

I have been in education for over 20 years and have seen many different phonics programs. I have yet to find one as complete and efficient as Phonovisual. It is a program that is easy for both children and teachers and it works miracles.

L. Najaka, Primary Day School, www.theprimarydayschool.org


Quite frankly, Phonovisual works perfectly as a stand-alone phonics program or as a supplement to any modern phonics or whole language method. The linguistic layout of the charts remain unsurpassed. I use the Phonovisual Charts in my classroom every day. I am absolutely convinced that there is not a better set of phonics charts and materials on the market. I continue to do what I can to encourage teachers to use the Phonovisual Method.

D. Potter, Odessa, TX

1-800-283-4888

www.phonovisual.com


Workbooks



See, Hear, Say, Do*

No. 220


An 88 page workbook for second-semester pre-kindergarten or kindergarten children to reinforce the sounds on the **Phonovisual Consonant Chart**. The sequence of the book follows the scientific order of the Chart and gives young students practice with the consonants in their initial and final positions. M.C. Stubbings, R. L. Haverly, W.S. Gaynes, R.B. Montgomery (1983). 8.5" x 11"



Sound, Spell, Read*

No. 221

An 80 page workbook designed for kindergarten or first grade students. This book follows the sequence of The Phonovisual Method for teaching the primary spellings of the 18 vowel sounds on the **Phonovisual Vowel Chart**. R. B. Montgomery, S. Coughlan (1983). 8.5" x 11"



Brown Bear's Sound Book - Student Edition*

No. 224

An 80 page full-color workbook for kindergarten students, designed to reinforce the teaching of the sounds on the **Phonovisual Consonant Chart**. This workbook provides reinforcement of the sounds in the initial position through readiness activities which develop fine motor skills, reinforce left-right progression, aid in auditory and visual discrimination and provide practice with the consonant sounds. K.L. Frank and R. Kane (1985). 8.5" x 11"

Brown Bear's Sound Book - Teacher Edition*

No. 225

Brown Bear's Word Book - Student Edition*


No. 226

A 72 page workbook designed to reinforce the consonant sounds and to provide practice in transferring knowledge of initial and final consonant sounds. Sight word cards, review pages, prewriting activities, and a 12 page "first reader" are also included. Intended for use after completion of **Brown Bear's Sound Book**. Recommended for kindergarten and first grade students.

K.L. Frank and R. Kane (1987). 8.5" x 11"

Brown Bear's Word Book - Teacher Edition*

No. 227



Road to Power and Confidence - Consonants

No. 228

A 75 page colorful consonant workbook for second-semester pre-kindergarten or kindergarten children, designed to reinforce sounds on the **Phonovisual Consonant Chart**. Includes writing practice of consonants in their initial and final positions. M.G. Keough and F.H. Hogle (1972). 8.5" x 11"

Road to Power and Confidence - Consonants, Teacher's Handbook

No. 234

Road to Power and Confidence - Vowels

No. 229

Colorful 75 page vowel workbook for the 18 primary spellings of the sounds on the **Phonovisual Vowel Chart**, to facilitate formal or individual instruction for kindergarten or first grade students.

M.G. Keough and F.H. Hogle (1972). 8.5" x 11"

Road to Power and Confidence - Vowels, Teacher's Handbook

No. 235

Stepping Stones



No. 230

A 78 page workbook designed to provide a review of consonants, extensive work with primary vowel spellings, and a variety of advanced activities covering all secondary vowel spellings. Work with compound words, syllabication, prefixes and suffixes, comparative endings, alphabetizing, and plurals is also included. Intended for use after **The Phonovisual Consonant and Vowel Workbooks**. Recommended for second and third grade, as well as some first-graders.

H.R. Goeltz, I.C. Vale, J.W. Crampon (1988). 8.5" x 11"

Stepping Stones - Teacher Edition

No. 231




*Approved for California legal compliance as of 3/93.

Teacher Kit

Teacher Kit

No. 100

Consists of the following items, also shown on this page:
Consonant Wall Chart, Vowel Wall Chart, Phonovisual Textbook for Teachers, CD for Teacher Training, Phonovisual Diagnostic Tests, Skillbuilders, Consonant Flipstrips, Vowel Flipstrips



Consonant Wall Chart (25" x 38")

No. 202

Durable, coated stock. The 26 sounds are in black lettering with corresponding key-word pictures in white. Left to right, the columns are yellow, pink, green, and blue.

Vowel Wall Chart (25" x 38")


No. 203

Durable, coated stock. The 18 sounds in are in black lettering with 20 sub-spellings in grey lettering with corresponding key-word pictures on orange background.

Phonovisual Textbook for Teachers*

No. 131

An in-depth explanation of THE PHONOVISUAL METHOD is combined with instruction on experience-proven techniques to effectively teach THE PHONOVISUAL METHOD at all levels.



CD for Teachers

No. 146

A 40-minute CD for use in teacher-training in the philosophy and use of THE PHONOVISUAL METHOD including the pronunciation of phonetic sounds.



Phonovisual Diagnostic Tests

No. 211

Complete set of 6 tests with detailed instructions included.

Skillbuilders (1 1/2" x 1 1/2")

No. 140

Two complete sets (84 cards) of consonant and vowel letter symbols.



Consonant Flipstrips


No. 241

Two sets of 26 key-word pictures and letter symbols color-coded with chart, which provide materials for games. 52 cards, 3 1/2" x 7 1/2".

Vowel Flipstrips

No. 242

Two sets of vowel chart-key-word pictures and letter symbols. 76 cards, 4" x 6".



... and more products

Small Consonant and Small Vowel Charts (8.5" x 11")

Reproduction of large Wall Charts for individual use. In color.

Nos. 205 and 207

Incomplete Consonant and Incomplete Vowel Charts (8.5" x 11")

Practice sheets for individual use. Black and white.

Nos. 208 and 209

Consonant Picture Pack (4.5" x 5.5")

48 colorful flash-card pictures of "other words" beginning with key consonant sounds, providing a quick drill to strengthen auditory discrimination.

No. 203

Check our website often for new and updated products!!


1-800-283-4888

www.phonovisual.com



the logical phonics program

...still making a difference!



Phonovisual Products, Inc.


119-A E. Chapline Street, 1st Floor

P.O. Box 90

Sharpsburg, MD 21782

800-283-4888

www.phonovisual.com



visual discrimination
oral language development
auditory discrimination
letter sounds
left-right orientation

For over fifty-five years, the **Phonovisual Method** has been used successfully with non-readers and struggling readers alike. It continues to survive trends in education that have stressed sight reading and rejected phonics. It is used extensively in public and private schools, as well as home-schooling programs. Teachers love the ease and flexibility that Phonovisual offers because Phonovisual is adaptable to and compliments any reading program.

The **Phonovisual Method** enables all types of children to read with comprehension and fluency. Children will be inspired to read, spell and write with joy!

The **Phonovisual Method** is ...

- an organized and systematic approach to teaching sound/symbol relationship;
- an effective tool for teaching skills that in combination with any reading program enables students to use and understand all language forms (reading, writing, spelling, and speech);
- an affordable program that enables you to maintain a high quality Reading and Language Arts Program and to supplement your current reading program.